


enclosures: **size "44.27"**

- standard** ..... page: 176 - 179
- for 180 °C** .....page: 180
- aggressive environments** page: 181
- EMC** ..... page: 182

panel supports:  
**COB** ..... page: 258 - 259

- characteristics according to EN 61984:  
**16A 400V 4kV 2**
- UL, CSA, CCC, GL certified
- for maximum current load, see the insert load curve section on page 31

**inserts,  
 screw terminal connections**



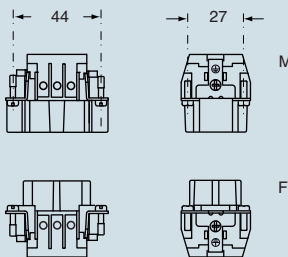
description	part No.
-------------	----------

indirect, with plate 1) female inserts with female contacts male inserts with male contacts	<b>CNF 06</b> <b>CNM 06</b>
---	--------------------------------

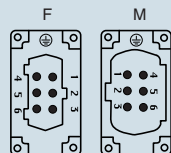
indirect, with plate 1), use in up to 180 °C female inserts with female contacts, brown male inserts with male contacts, brown	<b>CNF 06 RY</b> <b>CNM 06 RY</b>
--	--------------------------------------

1) for non-prepared conductors

dimensions in mm



contacts side (front view)



- inserts with plate, for section conductors:  
0.75 - 2.5 mm² - AWG 18 - 14
- torsion couple recommended for conductor fastening  
screws and stripping length see section feature of  
inserts on page 13

dimensions shown are not binding  
 and may be changed without notice